

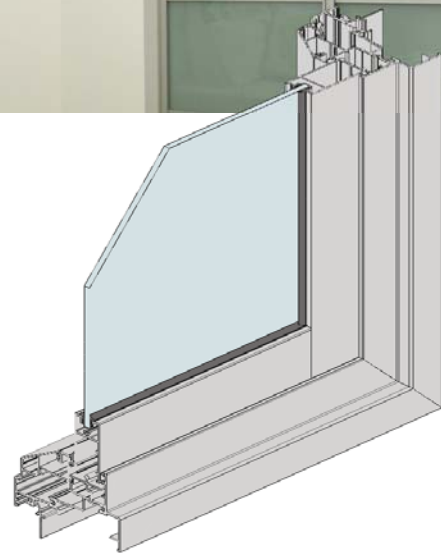


Series 602 MAGNUM™ Sliding Window



DESIGN FEATURES

- This 102mm thick high performance sliding window has a soft 2mm diameter radius on inner edge and mitred main frame. The advantages of the 2mm internal radius can be seen on the illustration on the back of this page.
- Tested for compliance with the relevant Australian Standards and achieved a very high water resistance of 450Pa making the product suitable for most applications including multi storey apartments.
- The extra strong meeting stiles allow large sliding windows to be fabricated in high wind load areas.
- Double sash design with the external sash fixed.
- Both fixed and opening sashes can be installed, replaced and/or reglazed from inside the building.
- Compatible with the high performance MAGNUM™ awnings, casements, double-hung and ClearVENT™ sashless double-hung windows. A large range of snap couplers allow joining at 90°, 135° and 180° without unsightly rivets or screws.
- These couplers would also allow this window to couple to bi-fold windows, bi-fold doors, french doors, sliding doors. Sliders can be fitted with surface or mortice deadlocks.
- Sashes run on heavy duty wheel carriages.
- Co-extruded PVC sill seal keeps water out of the system. We have built-in our proprietary ball valve drainage to transfer any water that may get into the drainage trough to the tubular sump sill, this valve also reduces blow-back through the external drainage holes.
- Sashes and sidelights will accept a variety of glass thicknesses from 4mm to 20mm insulating glass units. Dedicated sash rail and stiles for 16mm IGU's.



Maximum Panel Height	1600mm
Maximum Panel Width	1350mm
Maximum Glass Thickness	≤ 20mm

Subject to individual site conditions. Contact AWS Technical Support for more information.



WERS RATED PRODUCT



ENHANCED ACOUSTIC PERFORMANCE



3D & 2D CAD FILES AVAILABLE



PRODUCT INFORMATION AVAILABLE AT
WWW.VANTAGEALUMINIUM.COM.AU



SPECIFIER ASSISTANCE AVAILABLE

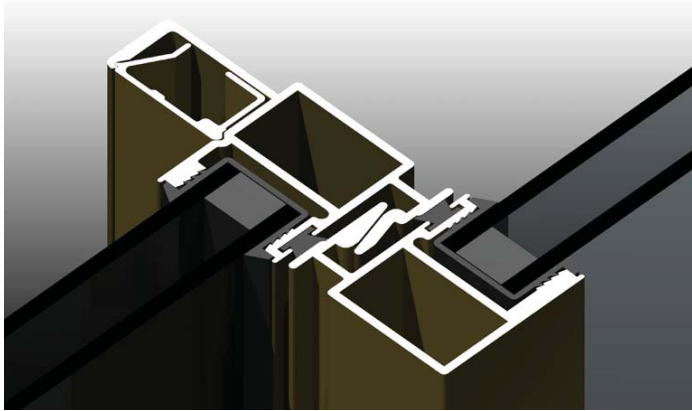
TYPICAL CONFIGURATIONS



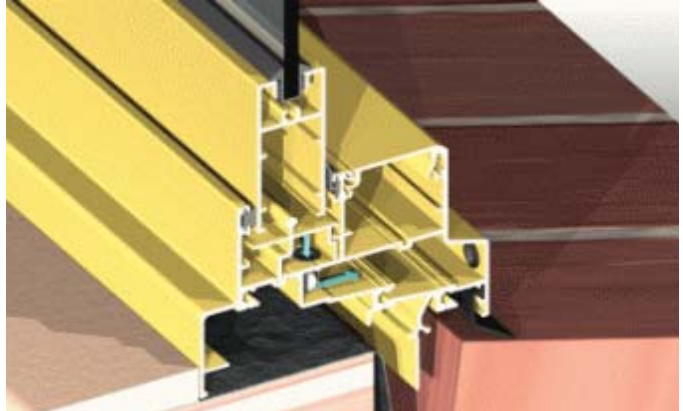


Series 602 MAGNUM™ Sliding Window

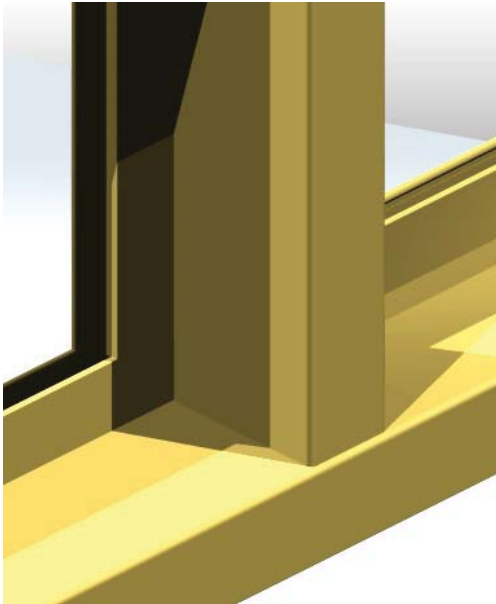
01.09




We have dedicated panels that will accept a variety of glass thicknesses. 16mm IGU illustrated above is one of the options.



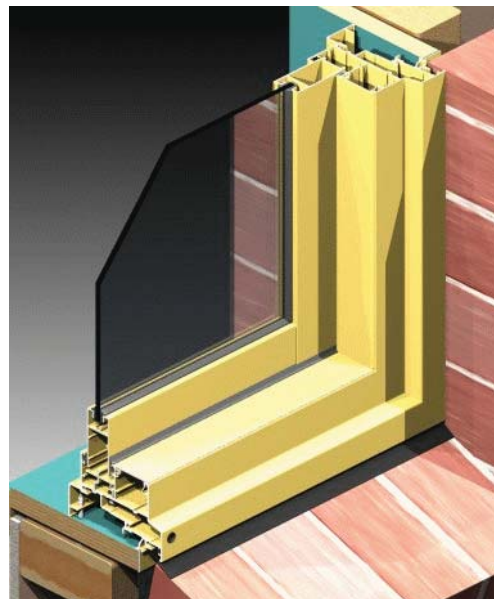
Sill fitted with anti blow back ball valve. This allows water to escape while controlling the air flow.



This illustration highlights one of the features on Series 602 – The 2mm soft radius on the inner edge. We recess the mullions 2mm to clear the perimeter frame edge radius. This removes the chance of unsightly edge joints. This treatment is similar to what is done with timber windows.



The key to making high performance sliding windows is to use large diameter high performance wheels. We use sliding door wheels in Series 602 and when the panels are double glazed or extra heavy we use double bogey wheels.



The bold chunky square frame and sash has been designed to go into cavity brick and brick veneer as illustrated above.



2D & 3D CAD FILES AVAILABLE

GO TO: www.vantagealuminium.com.au >
CAD & Revit 3D Files
CAD file: DWG or DXF VAN_602



MORE INFORMATION

For the latest updates regarding this product visit our web site
www.vantagealuminium.com.au

