


AWS

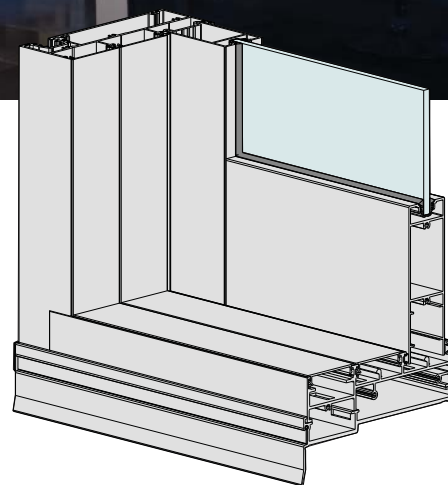
COMMERCIAL

Series 704 SlideMASTER™ Sliding Door



DESIGN FEATURES

- This high performance sliding door has been tested for compliance with the relevant Australian Standards. Achieved a very high water resistance of 450Pa.
- The extra strong multi-hollow meeting stiles allow large sliding doors to be fabricated in high wind load areas.
- There are a large variety of door combinations possible:
XF, FX, FXF, FXXF, XXF, FX and FXXXXF.
90° corner units FX^XF and FXX^XXF also available.
- The door is compatible with the high performance Series 406 606 (single glazed) and 426 / 626 (double glazed) FrontGLAZE™ framing. The head and jamb sections have an additional weather leg to ensure that junctions between doors and fixed sidelights/ highlights maintain the high water resistance.
- Doors can be fitted with surface mounted deadlock, mortice lock or multi point mortice lock.
- Doors run on heavy duty double bogey wheel carriages. The key to silent running door is to match the wheel diameter to the running track. This shares the dead load across the track. This is why our doors slide smooth and quite. If required the height of the wheel can be adjusted from the edge of the panel with a standard 'Phillips' screw driver.
- Variety of bottom rail and mid rail sizes available. The tall square bottom rail is standard and illustrated on back page.
- Custom aluminium sub-sills with built-in anti blow-back drainage hole cover flap are always fitted under SlideMASTER™ sliding doors.
- Door panels will accept glass up to 13.52mm thick single glazed or 20mm and 24mm double glazed IGUs using special rails and stiles.
- Thresholds and snap-in flat filler ensure that the clean looks are maintained.
- Can also be fitted with consealed roller screens or sliding fly doors. Both systems are illustrated on back page.



Maximum Panel Height	3000mm
Maximum Panel Width	2000mm
Maximum Glass Thickness	≤ 24mm

Subject to individual site conditions. Contact AWS Technical Support for more information.



WERS RATED PRODUCT



ENHANCED ACOUSTIC PERFORMANCE



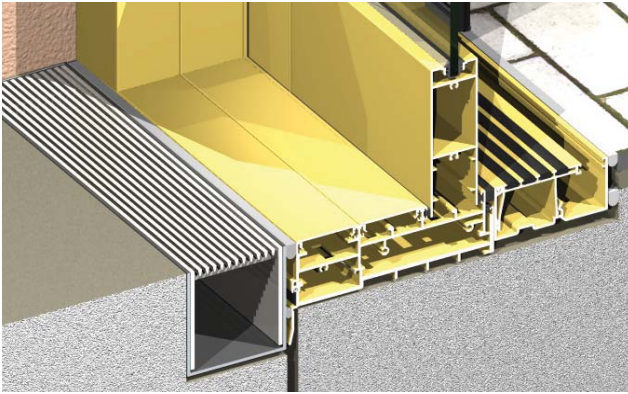
3D & 2D CAD FILES AVAILABLE



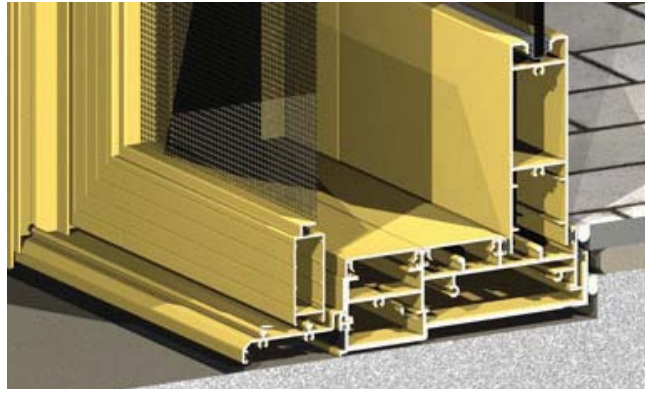
PRODUCT INFORMATION AVAILABLE AT
WWW.AWSCOMMERCIAL.COM.AU




SPECIFIER ASSISTANCE AVAILABLE



The illustration above shows the fully recessed sill with Centor SI roller screen on the inside and a recess sump on the outside. This is the ultimate building-in detail.



As an alternative we have an applied flydoor frame that matches the sill / sub-sill combination.



Series 704 SlideMASTER™ panels are fitted with heavy duty double bogey wheels as standard. The wheels are matched to the diameter of the sill running rails. The result is smooth silent running door panels.



We offer a variety of locks for SlideMASTER™ doors. The illustration above shows Iseo mortice lock with 316 marine grade stainless steel ICON™ pull handle.



2D & 3D CAD FILES AVAILABLE
GO TO: www.awscommercial.com.au >
CAD & Revit 3D Files
CAD file: DWG or DXF AWS_704_1



MORE INFORMATION
For the latest updates regarding
this product visit our web site
www.awscommercial.com.au