



Series 729 Thermally Broken Hinged Door



DESIGN FEATURES

- We offer both external and internal opening hinged doors designed to complement our other Designer Series Thermal HEART™ products.
- Series 729 incorporates Thermal HEART™ technology giving a true wide thermal break between the outside and inside faces. WERS (Window Energy Rating System) data shows that using the same IGU in a Thermal HEART™ awning is 32% more efficient than a standard non-thermally broken window.
- A major advantage with Thermal HEART™ in cold climates is the reduction in internal condensation.
- Thermal HEART™ is also suitable for hot climates. It takes more energy to cool a home in a hot area compared to heating a home in a cold climate zone.
- We offer Thermal HEART™ in a range of stocked colours including dual colour ClearMIST™.
- The doors have been tested for compliance with the relevant Australian Standards and achieved a high water resistance of 380Pa for external swing doors and 150Pa water resistance for internal opening doors, this makes the product suitable for most residential applications.
- Low air infiltration suitable for air conditioned buildings.
- The extra strong door facilitates over size door panels.
- Doors can be fitted with a variety of custom lever sets (ICON™ or MIRO™) with Lever Compression Lock (LCL) motor as standard. ICON™ lever sets are available in 316 Stainless steel finish.



Maximum Panel Height	2600mm
Maximum Panel Width	900mm
Maximum Glass Thickness	≤ 32 mm

Subject to individual site conditions. Contact AWS Technical Support for more information.



WERS RATED PRODUCT



ENHANCED ACOUSTIC PERFORMANCE



3D & 2D CAD FILES AVAILABLE




PRODUCT INFORMATION AVAILABLE AT
WWW.VANTAGEALUMINIUM.COM.AU



SPECIFIER ASSISTANCE AVAILABLE


TYPICAL CONFIGURATIONS






Series 729 Thermally Broken Hinged Door

01.09



Double glazing is used as standard to obtain maximum thermal performance. When combined Thermal HEART™ units incorporating double glazing perform 32% better than standard non thermally broken double glazed windows using the same glass type.



The hardware used on Series 729 has been specifically designed for the product. Hinges nest into stile and frame – no shims required. The picture above shows our custom parliament hinge that will allow door panels to open right back against the wall if required.



We offer two types of lock furniture for Series 729. Both come with four point lever compression locking as standard. This feature keeps the doors tight on the seals and improve air infiltration resistance. The ICON™ furniture illustrated above is only available in 316 stainless steel finish.



Thermal HEART™ windows and door frames have been designed in Australia to suit our building-in conditions. Nailing fins (weather bars), building-in lugs and the PVC sill flap are all designed in to make it easier for your builder. Many imported products have been designed for overseas conditions and don't necessarily suit Australia. The illustration above shows the internal swing hinged door build into cavity brick wall.



2D & 3D CAD FILES AVAILABLE

GO TO: www.vantagealuminium.com.au >
CAD & Revit 3D Files
CAD file: DWG or DXF VAN_729



MORE INFORMATION

For the latest updates regarding this product visit our web site
www.vantagealuminium.com.au